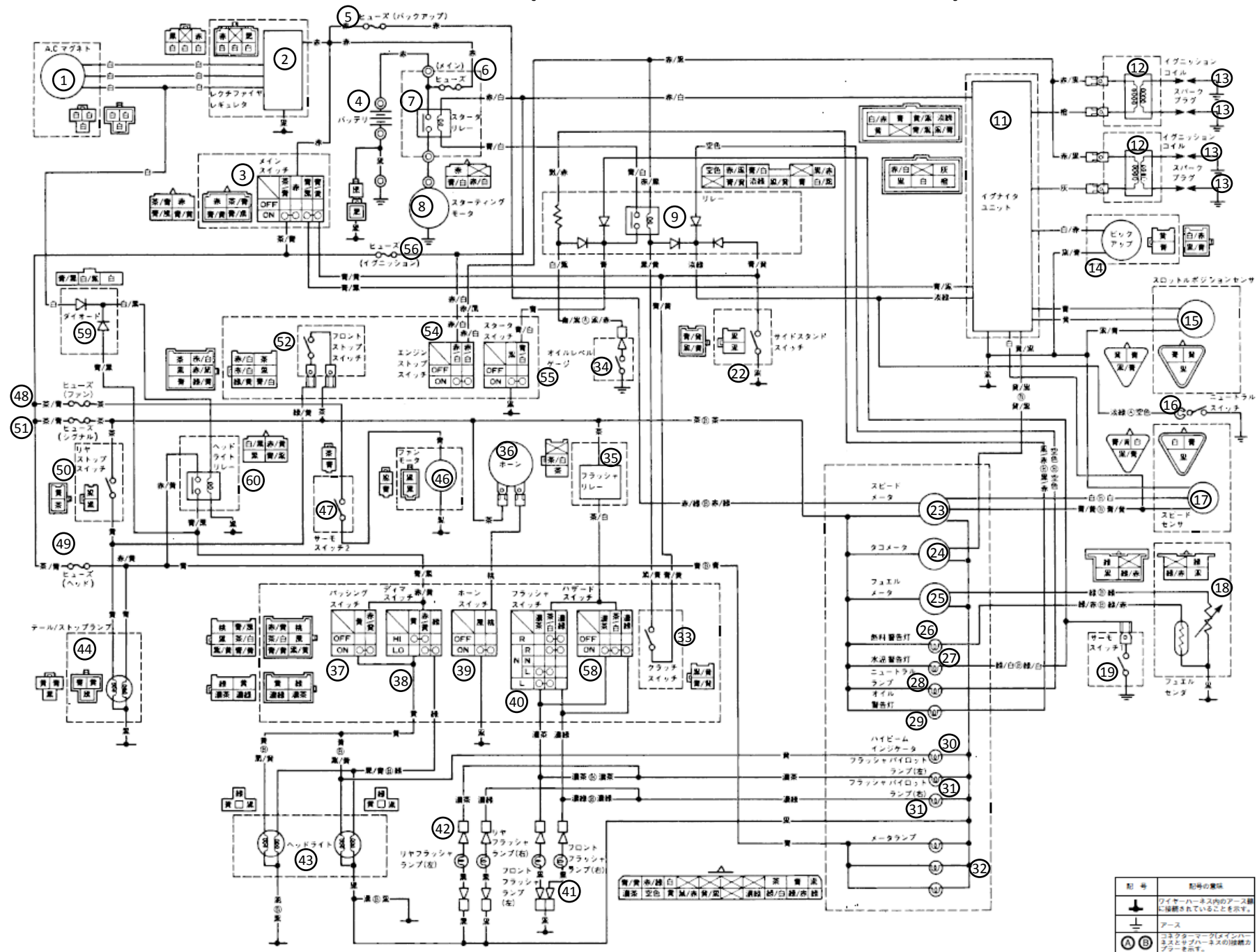


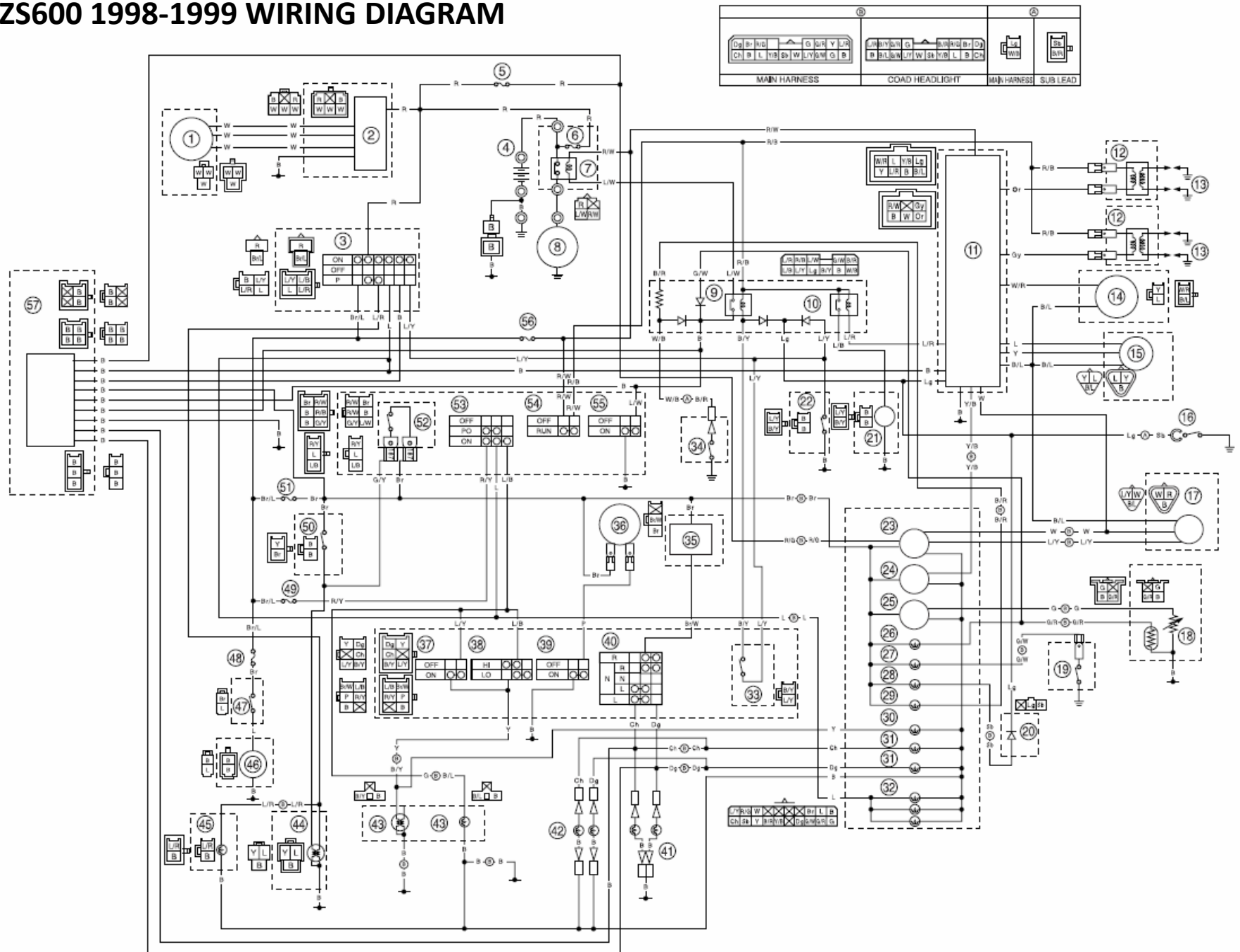
# FZ400 1997-1998 WIRING DIAGRAM (JAPANESE MARKET FAZER 400)



# FZ400 1997-1998 WIRING DIAGRAM ~~COLOUR CODES AND~~ ITEM NUMBERS

1 A.C. magneto	31 Turn indicator light
2 Rectifier/regulator	32 Meter light
3 Main switch	33 Clutch switch
4 Battery	34 Oil level switch
5 Fuse (back up)	35 Flasher relay
6 Fuse (main)	36 Horn
7 Starter relay	37 Pass switch
8 Starter motor	38 Dimmer switch
9 Starting circuit cut-off relay	39 Horn switch
<del>10 Fuel pump relay</del>	40 Turn switch
11 Ignitor unit	41 Front turn signal light
12 Ignition coil	42 Rear turn signal light
13 Spark plug	43 Headlight
14 Pick up coil	44 Tail /Brake light
15 Throttle position sensor	<del>45 Auxiliary light</del>
16 Neutral switch	46 Fan motor
17 speed sensor	47 Thermo switch (fan motor)
18 Fuel sender	48 Fuse (fan)
19 Thermo switch (engine temperature)	49 Fuse (head)
<del>20 Diode</del>	50 Rear brake switch
<del>21 Fuel pump</del>	51 Fuse (signal)
22 Sidestand switch	52 Front brake switch
23 Speedometer	<del>53 Light switch</del>
24 Tachometer	54 Engine stop switch
25 Fuel meter	55 Starter switch
26 Fuel level warning light	56 Fuse (ignition)
27 Engine temperature warning light	<del>57 Alarm (option)</del>
28 Neutral indicator light	58 Hazard light switch
29 Oil level warning light	59 Headlight control diodes
30 High beam indicator light	60 Headlight relay

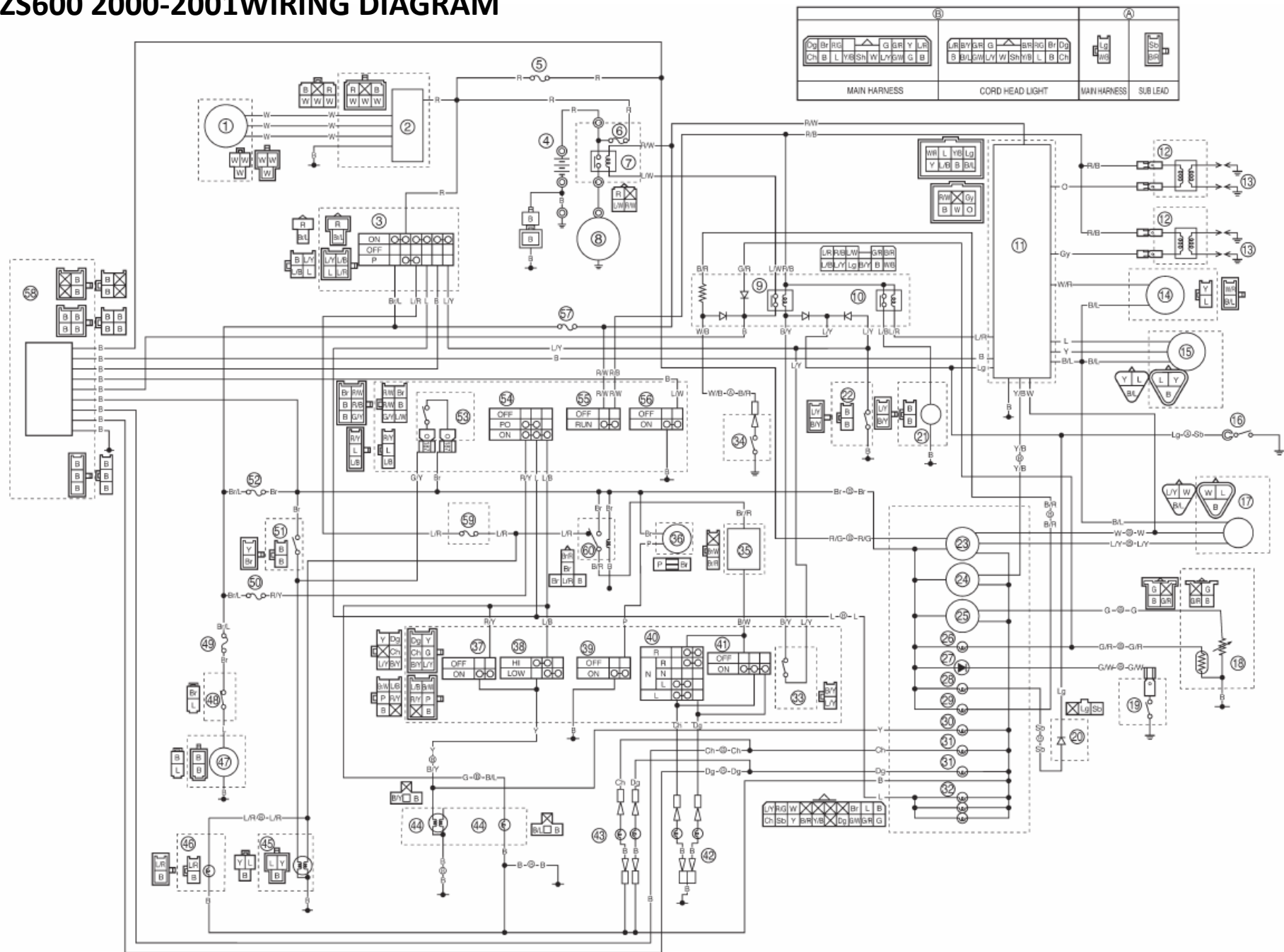
# FZS600 1998-1999 WIRING DIAGRAM



# FZS600 1998-1999 WIRING DIAGRAM COLOUR CODES AND ITEM NUMBERS

B . . . . Black	B/L . . . Black/Blue	1 A.C. magneto	31 Turn indicator light
Br . . . . Brown	B/R . . . Black/Red	2 Rectifier/regulator	32 Meter light
Ch . . . . Chocolate	B/W . . . Black/	3 Main switch	33 Clutch switch
Dg . . . . Dark green	B/Y . . . Black/Yellow	4 Battery	34 Oil level switch
G . . . . Green	Br/L . . Brown/Blue	5 Fuse (back up)	35 Flasher relay
Gy . . . . Gray	Br/W . . Brown/White	6 Fuse (main)	36 Horn
L . . . . Blue	G/R . . . Green/Red	7 Starter relay	37 Pass switch
P . . . . Pink	G/W . . . Green/White	8 Starter motor	38 Dimmer switch
Lg . . . . Light green	G/Y . . . Green/Yellow	9 Starting circuit cut-off relay	39 Horn switch
O . . . . Orange	L/B . . . Blue/Black	10 Fuel pump relay	40 Turn switch
R . . . . Red	L/R . . . Blue/Red	11 Ignitor unit	41 Front turn signal light
Sb . . . . Sky blue	L/W . . . Blue/White	12 Ignition coil	42 Rear turn signal light
W . . . . White	L/Y . . . Blue/Yellow	13 Spark plug	43 Headlight
Y . . . . Yellow	R/B . . . Red/Black	14 Pick up coil	44 Tail /Brake light
	R/W . . . Red/White	15 Throttle position sensor	45 Auxiliary light
	R/Y . . . Red/Yellow	16 Neutral switch	46 Fan motor
	W/B . . . White/Black	17 speed sensor	47 Thermo switch (fan motor)
	W/G . . . White/Green	18 Fuel sender	48 Fuse (fan)
	W/R . . . White/Red	19 Thermo switch (engine temperature)	49 Fuse (head)
	Y/B . . . Yellow/Black	20 Diode	50 Rear brake switch
	Y/R . . . Yellow/Red	21 Fuel pump	51 Fuse (signal)
		22 Sidestand switch	52 Front brake switch
		23 Speedometer	53 Light switch
		24 Tachometer	54 Engine stop switch
		25 Fuel meter	55 Starter switch
		26 Fuel level warning light	56 Fuse (ignition)
		27 Engine temperature warning light	57 Alarm (option)
		28 Neutral indicator light	
		29 Oil level warning light	
		30 High beam indicator light	

# FZS600 2000-2001 WIRING DIAGRAM



# FZS600 2000-2001 WIRING DIAGRAM COLOUR CODES AND ITEM NUMBERS

## COLOR CODE

B . . . . . Black

Br . . . . . Brown

Ch . . . . . Chocolate

Dg . . . . . Dark green

G . . . . . Green

Gy . . . . . Gray

L . . . . . Blue

P . . . . . Pink

Lg . . . . . Light green

O . . . . . Orange

R . . . . . Red

Sb . . . . . Sky blue

W . . . . . White

Y . . . . . Yellow

B/L . . . . Black/Blue

B/R . . . Black/Red

B/W . . . Black/White

B/Y . . . Black/Yellow

Br /L . . . Brown/Blue

Br /W . . Brown/White

G/R . . . Green/Red

G/W . . . Green/White

G/Y . . . Green/Yellow

L/B . . . Blue/Black

L/R . . . Blue/Red

L/W . . . Blue/White

L/Y . . . Blue/Yellow

R/B . . . Red/Black

R/W . . . Red/White

R/Y . . . Red/Yellow

W/B . . . White/Black

W/G . . . White/Green

W/R . . . White/Red

Y/B . . . Yellow/Black

Y/R . . . Yellow/Red

1 A.C. magneto

2 Rectifier/regulator

3 Main switch

4 Battery

5 Fuse (back up)

6 Fuse (main)

7 Starter relay

8 Starter motor

9 Starting circuit cut-off relay

10 Fuel pump relay

11 Ignitor unit

12 Ignition coil

13 Spark plug

14 Pick up coil

15 Throttle position sensor

16 Neutral switch

17 Speed sensor

18 Fuel sender

19 Thermo switch

(engine temperature)

20 Diode

21 Fuel pump

22 Sidestand switch

23 Speedometer

24 Tachometer

25 Fuel meter

26 Fuel level warning light

27 Engine temperature

warning light

28 Neutral indicator light

29 Oil level warning light

30 High beam indicator light

31 Turn indicator light

32 Meter light

33 Clutch switch

34 Oil level switch

35 Flasher relay

36 Horn

37 Pass switch

38 Dimmer switch

39 Horn switch

40 Turn switch

41 Hazard switch

42 Front turn signal light

43 Rear turn signal light

44 Headlight

45 Tail /Brake light

46 Auxiliary light

47 Fan motor

48 Thermo switch (fan motor)

49 Fuse (fan motor)

50 Fuse (head light)

51 Rear brake switch

52 Fuse (signal)

53 Front brake switch

54 Light switch

55 Engine stop switch

56 Starter switch

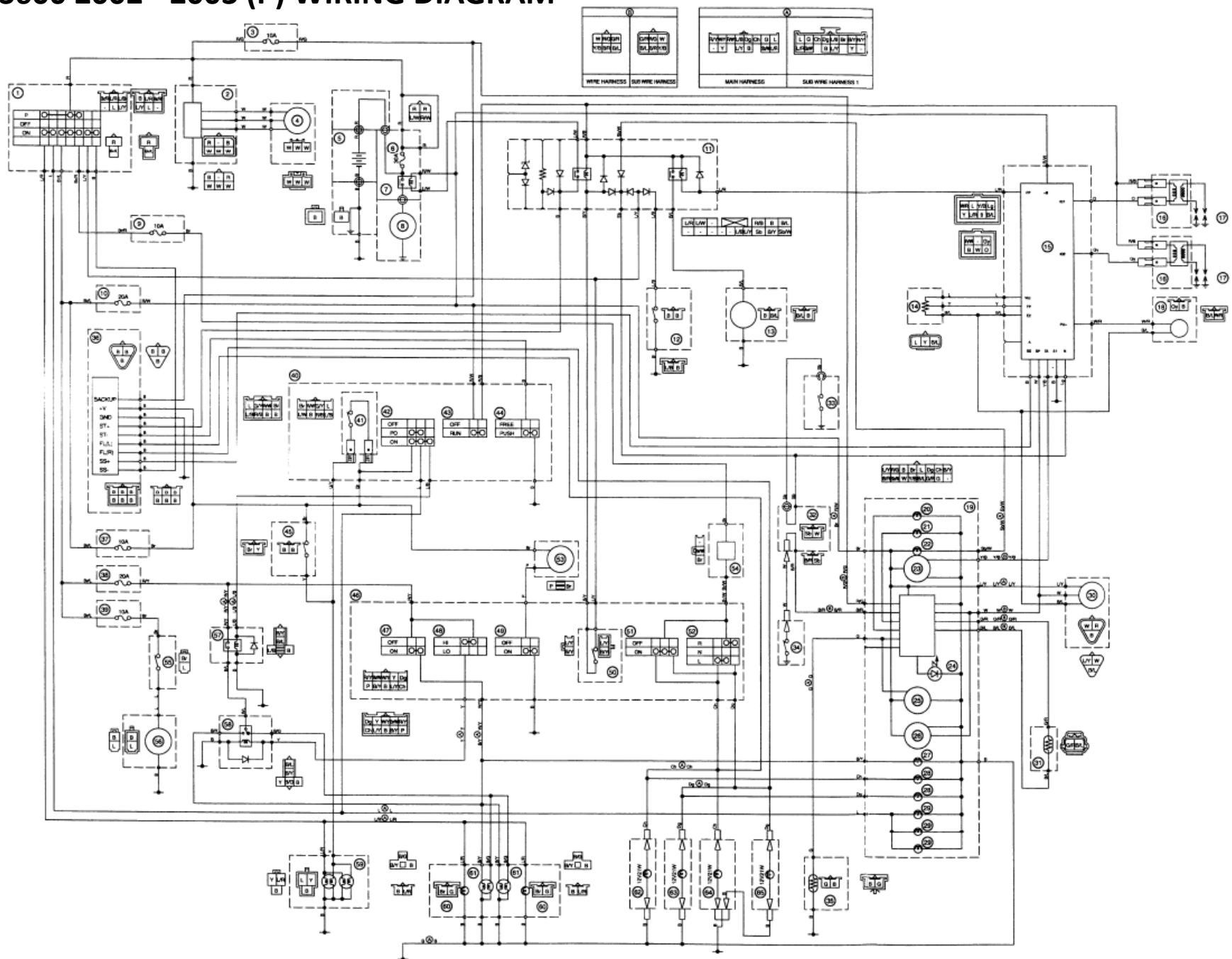
57 Fuse

58 Alarm

59 Fuse (parking)

60 Relay 2

# FZS600 2002 - 2003 (P) WIRING DIAGRAM



# FZS600 2002 - 2003 (P) WIRING DIAGRAM COLOUR CODES EUR AND ITEM NUMBERS

B ..... Black  
 Br ..... Brown  
 Ch ..... Chocolate  
 Dg ..... Dark green  
 G ..... Green  
 Gy ..... Gray  
 L ..... Blue  
 Lg ..... Light green  
 O ..... Orange  
 Sb ..... Sky blue  
 P ..... Pink  
 R ..... Red  
 Y ..... Yellow  
 W ..... White  
 B/G .... Black/Green  
 B/L ..... Black/Blue  
 B/R .... Black/Red  
 B/Y .... Black/Yellow

Br/L .... Brown/Blue  
 Br/W ... Brown/White  
 G/R .... Green/Red  
 G/W .... Green/White  
 G/Y .... Green/Yellow  
 L/B ..... Blue/Black  
 L/Y ..... Blue/Yellow  
 L/W .... Blue/White  
 L/R .... Blue/Red  
 Sb/W ... Sky blue/White  
 R/B .... Red/Black  
 R/G .... Red/Green  
 R/Y .... Red/Yellow  
 R/W .... Red/White  
 Y/B .... Yellow/Black  
 W/R .... White/Red  
 W/Y .... White/Yellow

- |                                     |                                    |
|-------------------------------------|------------------------------------|
| ① Main switch                       | ③④ Oil level switch                |
| ② Rectifier/Regulator               | ③⑤ Fuel sender                     |
| ③ Backup fuse                       | ③⑥ Alarm                           |
| ④ Generator                         | ③⑦ Signaling system fuse           |
| ⑤ Battery                           | ③⑧ Hedlight fuse                   |
| ⑥ Main fuse                         | ③⑨ Rdiator fan motor fuse          |
| ⑦ Starter relay                     | ④⑩ Right handlebar switch          |
| ⑧ Starter motor                     | ④① Front brake light switch        |
| ⑨ Turn signal fuse                  | ④② Light switch                    |
| ⑩ Ignition fuse                     | ④③ Engine stop switch              |
| ⑪ Starting circuit cut-off relay    | ④④ Start switch                    |
| ⑫ Sidestand switch                  | ④⑤ Rear brake light switch         |
| ⑬ Fuel pump                         | ④⑥ Left handlebar switch           |
| ⑭ Throttle position sensor          | ④⑦ Pass switch                     |
| ⑮ Ignitor unit                      | ④⑧ Dimmer switch                   |
| ⑯ Ignition coil                     | ④⑨ Horn switch                     |
| ⑰ Spark plug                        | ⑤⑩ Clutch switch                   |
| ⑱ Pick up coil                      | ⑤① Hazard switch                   |
| ⑲ Meter assembly                    | ⑤② Turn signal switch              |
| ⑳ Fuel level warning light          | ⑤③ Horn                            |
| ㉑ Oil level warning light           | ⑤④ Turn signal relay               |
| ㉒ Neutral indicator light           | ⑤⑤ Thermo switch                   |
| ㉓ Tachometer                        | ⑤⑥ Radiator fan motor              |
| ㉔ Coolant temperature warning light | ⑤⑦ Headlight relay (on/off)        |
| ㉕ Fuel meter                        | ⑤⑧ Headlight relay (dimmer)        |
| ㉖ Speedometer                       | ⑤⑨ Tail/brake light                |
| ㉗ High beam indicator light         | ⑥⑩ Auxiliary light                 |
| ㉘ Turn signal indicator light       | ⑥① Headlight                       |
| ㉙ Meter light                       | ⑥② Front turn signal light (left)  |
| ㉚ Speed sensor                      | ⑥③ Front turn signal light (right) |
| ㉛ Thermo unit                       | ⑥④ Rear turn signal light (left)   |
| ㉜ Wire lead                         | ⑥⑤ Rear turn signal light (right)  |
| ㉝ Neutral switch                    |                                    |